


# Nu-Trap (ST)

## GREASE TRAP TREATMENT



**InnuScience™**  
Biotechnology – Cleaning products

Full of Life!



### Dilution table

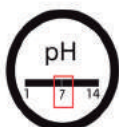
For your optimal dosing strategy, contact your Innu-Science sales manager.

#### Daily dose of Nu-Trap™ for treating a grease trap:

Minimum dose:	250 ml/1 m <sup>3</sup>
Light oil and grease:	250 ml/1 m <sup>3</sup>
Medium oil and grease:	750 ml/1 m <sup>3</sup>
Heavy oil and grease:	1250 ml/1 m <sup>3</sup>

#### Dosing for manual pipes treatments:

**Nu-Super Trap™:** 100 ml/5 metres of piping  
**Water:** 500 ml/5 metres of piping



**X** ไม่ได้ควบคุมโดยกฎหมายว่าด้วยการขนส่งสินค้าอันตราย โปรดอ่านคู่มือความปลอดภัย (MSDS) ก่อนใช้ผลิตภัณฑ์ (สามารถขอได้จากตัวแทนจำหน่ายผลิตภัณฑ์)

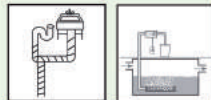
XFR36 คำเตือนความปลอดภัย : (Safety Advice)  
S25 - หลีกเลี่ยงการสัมผัสผิวหนังตา  
S26 - หากเข้าตาให้ล้างตาด้วยน้ำสะอาดมากๆ ทันที และรีบปรึกษาแพทย์

### Description

**Nu-Trap™** is a biotechnology product that effectively biodegrades greasy buildup and other organic residue in grease traps. It helps control grease waste and reduce foul odours. **Nu-Trap™** can also be used for maintaining drains and pipes.

### Applications

**Nu-Trap™** is ideal for food processing plants, restaurants, food courts and anywhere food is served and/or processed. **FOR PROFESSIONAL USE.**



### Directions

**Nu-Trap™** comes ready to use. It can be used manually or automatically with the **Nu-Air System™** automatic injection and aeration system. Get the best results by completely automating treatment and aeration.

#### Treating grease traps:

**Manual treatment:** ① At the end of operations, pour the daily dose of **Nu-Trap™** in a floor drain upstream from the section to be treated. ② Add the required amount of water to ensure the product reaches the grease trap.

**Automatic treatment with the Nu-Air System™:** ① Program the automatic system (see your Innu-Science sales manager) to start working when operations are finished. ② The aeration system must stay on for as long as possible (4-6 hours) but must absolutely turn off before operations begin again and water begins draining through the pipes. ③ Make sure the daily dose of **Nu-Trap™** is injected directly in the liquid phase and in the compartment upstream from the grease trap. The daily dose should be injected at the start of the aeration phase.

#### Treating pipes:

**Manual treatment:** ① At the end of operations, pour the daily dose of **Nu-Trap™** at the most upstream point of the drain pipes. **Note:** If the pipes are draining slowly, use **Nu-Flow™** (read the product sheet carefully and use as directed. When in doubt, consult a plumber). ② Add the required dilution water. ③ Repeat the treatment every day for at least 5 consecutive days, then treat 1-2 times per week. ④ For best results, let the product work for 6 or more hours without running water through the pipes.



SPECIALIZED PRODUCTS



Distributed by  
Green Footprint Solutions Ltd  
Bangkok 10110  
02-102-4564  
www.greenfootprint.co.th

ชบ.137/2560

